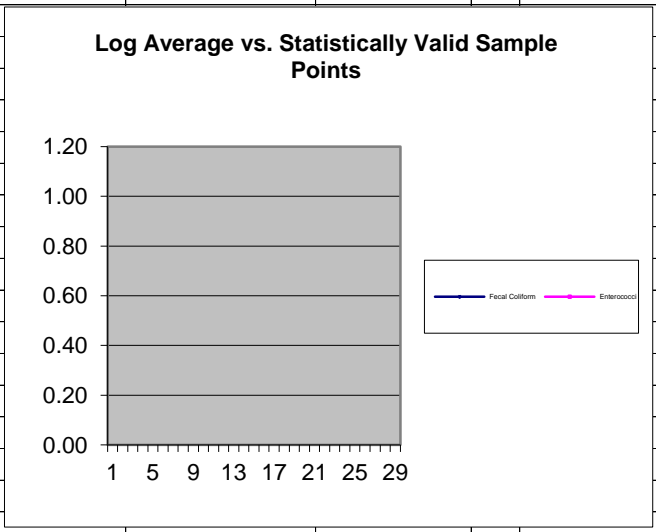
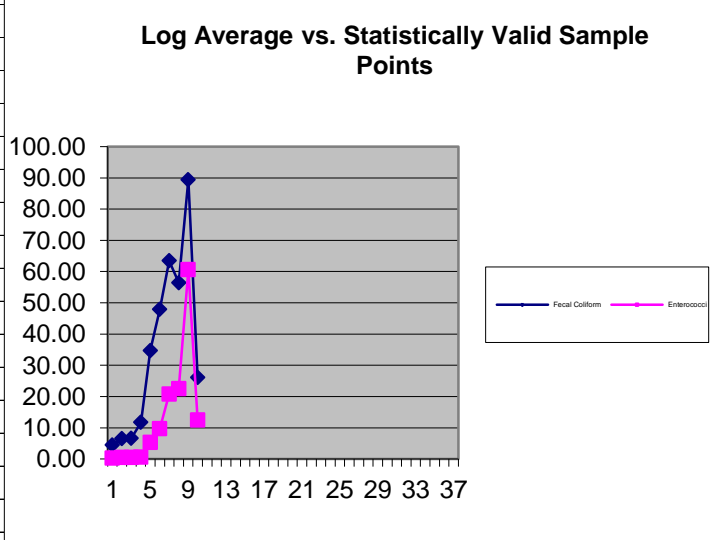


● BEACHWATER		Leeds Pond - MB-1										
Date	Fecal Coliform		Enterococci		Comments	Rain	Time	Air	Water	Wind	Weather	Wave Ht
	CFU/100ml.	Log AvgFC	CFU/100ml.	Log AvgEnt								
06/07/21	9.00	0.00	0.10	0.00			9:30	73	65	0	1	0
06/14/21	9.00	9.00	7.00	0.84			9:20	64	66	S-10	4	0
06/21/21	12.00	9.91	0.10	0.41			9:30	77	71	S-5	2	0
06/28/21	11.00	10.17	1.00	0.51			9:35	82	69	0	1	0
07/05/21	82.00	15.44	6.00	0.84			9:16	72	67	E-06	1	0
07/12/21	260.00	30.25	23.00	2.49			9:45	75	72	0	2	0
07/19/21	48.00	42.28	4.00	2.23			9:25	72	75	0	3	0
07/26/21	4100.00	135.78	6200.00	20.27			9:20	73	75	N-4	2	0
08/02/21	1.00	84.05	0.10	12.79			9:17	72	73		2	0
08/09/21	82.00	84.05	64.00	20.53			9:25	74	73	NE-12	3 4	1
08/16/21	12.00	45.44	4.00	14.47			9:32	72	73		2	0
08/23/21	609.00	75.52	610.00	39.55			9:25	72	72.3	S-11	4	2
08/30/21	60.00	32.45	6.00	9.87			9:10	73	75.4	N-00	2	0



Excessive Counts	
Fecal Coliform	
CFU>1000	1
Log Avg> 200	0
Enterococci	
Log Avg> 35	1
CFU	0

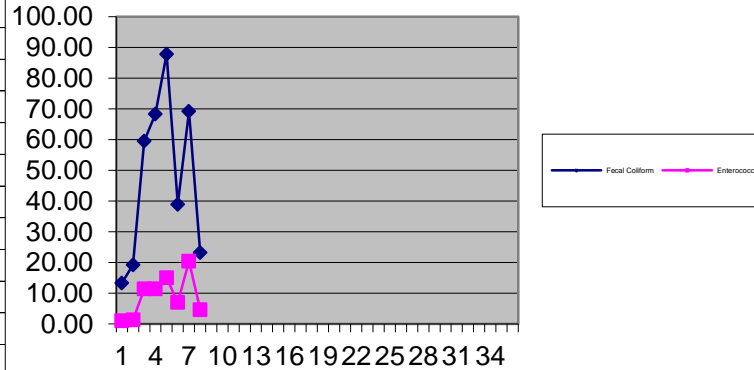
● BEACHWATER		Kennelworth - MB-2										
Date	Fecal Coliform		Enterococci		Comments	Rain	Time	Air	Water	Wind	Weather	Wave Ht
	CFU/100ml.	Log AvgFC	CFU/100ml.	Log AvgEnt								
06/07/21	8.00	0.00	1.00	0.00			9:15	71	65	0	1	0
06/14/21	2.00	4.00	1.00	1.00			9:10	64	64	S-10	4	0
06/21/21	25.00	7.37	0.10	0.46			9:00	75	69	S-5	2	0
06/28/21	1.00	4.47	0.10	0.32			9:10	81	67	0	1	0
07/05/21	29.00	6.50	2.00	0.46			8:50	72	66	E-06	1	0
07/12/21	9.00	6.65	2.00	0.53			9:20	75	72	0	2	0
07/19/21	34.00	11.73	2.00	0.60			8:59	72	74	0	3	0
07/26/21	5700.00	34.74	5400.00	5.33			8:56	73	74	N-4	2	0
08/02/21	5.00	47.93	2.00	9.71			8:56	72	73		2	0
08/09/21	118.00	63.46	90.00	20.79			9:03	74	73	NE-12	3 4	1
08/16/21	5.00	56.42	3.00	22.55			9:12	72	73		2	0
08/23/21	340.00	89.42	280.00	60.59			:10	72	72.9	S-15	4	2
08/30/21	12.00	26.07	2.00	12.48			8:50	73	74.5	N-00	2	0



Excessive Counts		
Fecal Coliform		
CFU>1000	1	
Log Avg> 200	0	
Enterococci		
Log Avg> 35	1	
CFU	2	

● BEACHWATER		Manorhaven - MB-3										
Date	Fecal Coliform		Enterococci		Comments	Rain	Time	Air	Water	Wind	Weather	Wave Ht
	CFU/100ml.	Log AvgFC	CFU/100ml	Log AvgEnt								
06/07/21	3.00	0.00	0.10	0.00			8:45	73	67	0	1	0
06/14/21	8.00	4.90	1.00	0.32			8:40	64	64	S-10	4	0
06/21/21	15.00	7.11	0.10	0.22			8:50	77	69	S-5	2	0
06/28/21	1.00	4.36	0.10	0.18			8:55	82	70	0	1	0
07/05/21	12.00	5.33	3.00	0.31			8:40	72	67	E-06	1	0
07/12/21	290.00	13.31	46.00	1.07			9:05	75	72	0	2	0
07/19/21	51.00	19.28	3.00	1.33			8:50	72	75	0	3	0
07/26/21	4200.00	59.49	4700.00	11.42			8:46	73	75	N-4	2	0
08/02/21	2.00	68.34	0.10	11.42			8:46	72	73		2	0
08/09/21	42.00	87.80	12.00	15.07			8:54	74	73	NE-12	3 4	1
08/16/21	5.00	38.98	1.00	7.01			9:05	72	73		2	0
08/23/21	900.00	69.21	630.00	20.42			8:30	72	72.8	S-15	4	2
08/30/21	18.00	23.26	3.00	4.69			8:30	73	75.1	N-00	2	0

Log Average vs. Statistically Valid Sample Points



Excessive Counts

Fecal Coliform

MPN>1000 1

CFU>1000 0

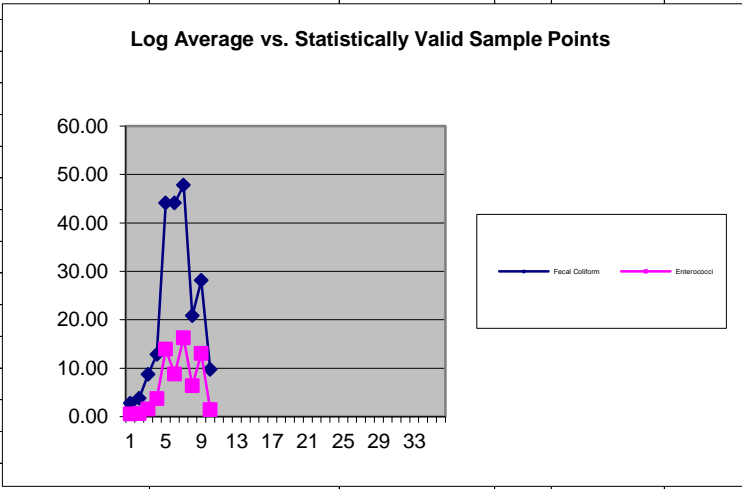
Enterococci

Log Avg> 35 0

MPN>104 2

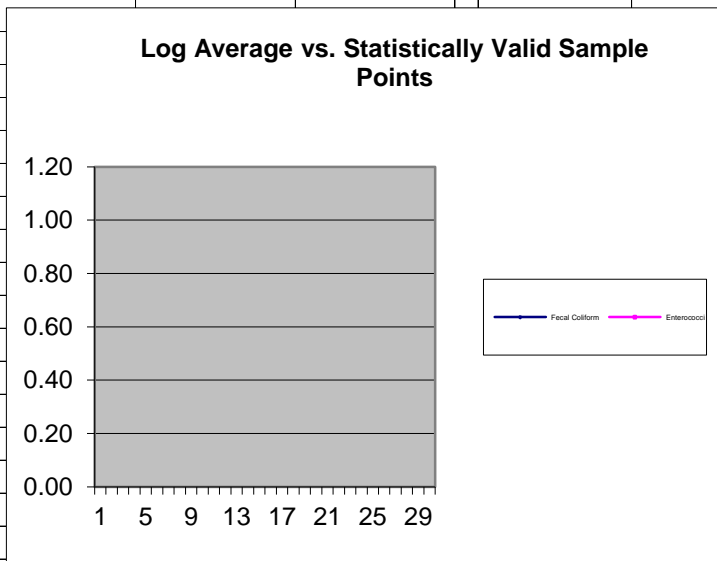
CFU

● BEACHWATER		NUN 4 - MB-4												
Date	Fecal Coliform CFU/100ml.	Log AvgFC	Enterococci		Comments	Rain	Time	Air	Water	Wind	Weather	Wave Ht		
			CFU/100m	Log AvgEnt										
06/07/21	1.00	0.00	0.10	0.00			8:40	71	65	0	1	0		
06/14/21	7.00	2.65	0.10	0.10			9:00	64	64	S-10	4	0		
06/21/21	8.00	3.83	8.00	0.43			8:53	75	69	S-10	2	0		
06/28/21	1.00	2.74	1.00	0.53			9:00	81	70	0	1	0		
07/05/21	14.00	3.79	1.00	0.60			8:48	72	67	E-06	1	0		
07/12/21	64.00	8.71	11.00	1.54			9:10	75	72	0	2	0		
07/19/21	49.00	12.86	8.00	3.71			8:53	72	74	0	3	0		
07/26/21	3800.00	44.10	5900.00	13.90			8:48	73	74	N-4	2	0		
08/02/21	1.00	44.10	0.10	8.77			8:50	72	73		2	0		
08/09/21	21.00	47.83	22.00	16.28			8:57	74	73	NE-12	3 4	1		
08/16/21	1.00	20.82	0.10	6.36			9:08	72	73		2	0		
08/23/21	220.00	28.11	290.00	13.04			8:50	72	72.9	S-15	4	2		
08/30/21	19.00	9.74	0.10	1.45			8:45	73	74.5	N-00	2	0		



Excessive Counts			
Fecal Coliform			
CFU>1000	1		
Log Avg> 200	0		
Enterococci			
Log Avg> 35	0		
CFU	2		

● BEACHWATER		Baxter Beach - MB-5										
Date	Fecal Coliform		Enterococci		Comments	Rain	Time	Air	Water	Wind	Weather	Wave Ht
	CFU/100ml.	Log AvgFC	CFU/100ml.	Log AvgEnt								
06/07/21	31.00	0.00	0.10	0.00			8:30	73	67	0	1	0
06/14/21	1100.00	184.66	106.00	3.26			8:30	64	65	S-10	4	0
06/21/21	64.00	129.71	4.00	3.49			8:25	77	71	S-5	2	0
06/28/21	32.00	91.42	8.00	4.29			8:25	82	71	0	1	0
07/05/21	49.00	80.70	45.00	6.87			8:15	72	66	E-06	1	0
07/12/21	510.00	141.29	110.00	27.86			8:40	75	72	0	2	0
07/19/21	601.00	125.20	56.00	24.52			8:32	72	75	0	3	0
07/26/21	4600.00	294.38	4200.00	98.59			8:24	73	75	N-4	2	0
08/02/21	32.00	294.38	0.10	41.04			8:28	72	73		2	0
08/09/21	36.00	276.78	21.00	35.24			8:35	74	73	NE-12	3 4	1
08/16/21	21.00	146.24	0.10	8.68			8:32	72	73		2	0
08/23/21	6001.00	231.70	6001.00	22.12			8:15	72	71.3	S-10	4	2
08/30/21	52.00	94.53	5.00	5.75			8:15	73	75.4	N-00	2	0



Excessive Counts			
Fecal Coliform			
CFU>1000		3	
Log Avg> 200		4	
Enterococci			
Log Avg> 35		3	
CFU		4	

BEACHWATER		GREAT NECK - MB-7																						
Date	Fecal Coliform		Enterococci		Comments	Rain	Time	Air	Water	Wind	Weather	Wave Ht												
	CFU/100ml.	Log AvgFC	CFU/100ml.	Log AvgEnt																				
06/07/21	14.00	0.00	8.00	0.00			10:00	73	68	0	1	0												
06/14/21	16.00	14.97	5.00	6.32			9:30	64	65	S-10	4	0												
06/21/21	14.00	14.64	7.00	6.54			9:20	77	70	S-5	2	0												
06/28/21	19.00	15.62	3.00	5.38			9:25	82	71	0	1	0												
07/05/21	12.00	14.82	0.10	2.43			9:05	72	68	E-06	1	0												
07/12/21	150.00	23.82	40.00	3.35			9:35	75	71	0	2	0												
07/19/21	48.00	29.67	4.00	3.20			9:14	72	74	0	3	0												
07/26/21	3900.00	91.47	5300.00	12.05			9:14	73	75	N-4	2	0												
08/02/21	2.00	58.31	1.00	9.68			9:07	72	73		2	0												
08/09/21	340.00	113.81	280.00	47.33			9:16	74	73	NE-12	3	4												
08/16/21	30.00	82.49	22.00	41.99			9:23	72	73		2	0												
08/23/21	3600.00	195.61	3800.00	165.47			9:30	72	73.1	S-15	4	2												
08/30/21	14.00	63.45	1.00	29.78			9:25	73	75.4	N-00	2	0												
<div style="display: flex; justify-content: space-between;"> <div style="width: 45%;"> <p>Log Average vs. Statistically Valid Sample Points</p> </div> <div style="width: 50%;"> <p>Excessive Counts</p> <table border="1"> <thead> <tr> <th colspan="2">Fecal Coliform</th> </tr> </thead> <tbody> <tr><td>CFU>1000</td><td>2</td></tr> <tr><td>Log Avg> 200</td><td>0</td></tr> </tbody> </table> <table border="1"> <thead> <tr> <th colspan="2">Enterococci</th> </tr> </thead> <tbody> <tr><td>Log Avg> 35</td><td>3</td></tr> <tr><td>CFU</td><td>3</td></tr> </tbody> </table> </div> </div>													Fecal Coliform		CFU>1000	2	Log Avg> 200	0	Enterococci		Log Avg> 35	3	CFU	3
Fecal Coliform																								
CFU>1000	2																							
Log Avg> 200	0																							
Enterococci																								
Log Avg> 35	3																							
CFU	3																							