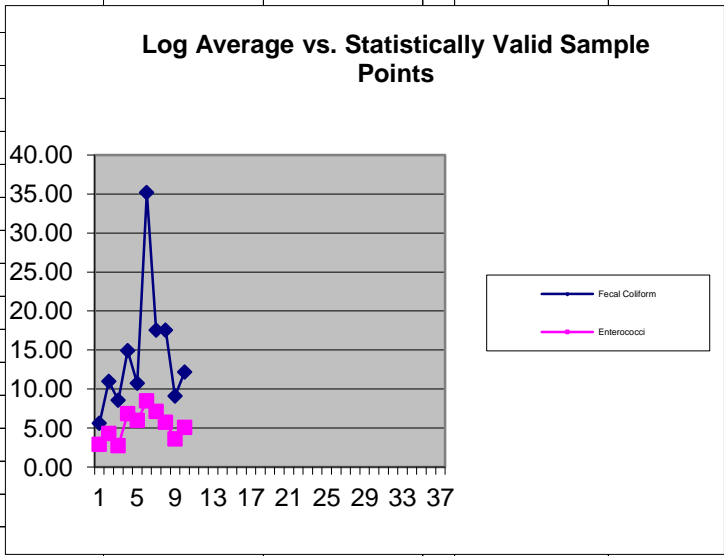


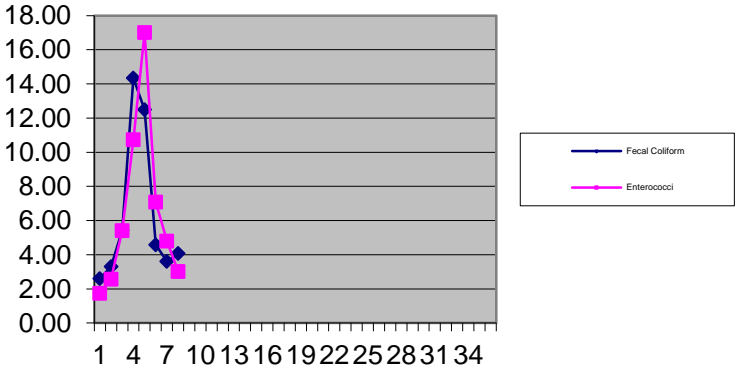
Kennelworth - MB-2												
Date	Fecal Coliform		Enterococci		Comments	Rain	Time	Air	Water	Wind	Weather	Wave Ht
	CFU/100ml.	Log AvgFC	CFU/100ml.	Log AvgEnt								
06/03/19	42.00	0.00	29.00	0.00			8:45	61	61	N-00	1	0
06/10/19	5.00	14.49	0.10	1.70			9:39	64	63.3	NE-6		0
06/17/19	47.00	21.45	6.00	2.59			9:35	70	66.4	E-1	3	0
06/24/19	0.10	5.61	4.00	2.89			8:45	61	65	0	1	0
07/01/19	162.00	10.98	21.00	4.30			9:30	75	71	0	1	0
07/08/19	12.00	8.55	3.00	2.73			9:40	68	68	0	3	0
07/15/19	81.00	14.92	10.00	6.85			9:20	67	69	N-05	1	0
07/22/19	9.00	10.72	3.00	5.97			9:36	76	70	N-1	2	0
07/29/19	38.00	35.18	23.00	8.47			9:30	74	71	0	1	0
08/05/19	5.00	17.54	9.00	7.15			9:25	69	70	N-5	1	0
08/12/19	12.00	17.54	1.00	5.74			9:30	68	74	N-3	1	0
08/19/19	3.00	9.08	1.00	3.62			9:31	77	76	0	1	0
08/26/19	39.00	12.17	16.00	5.06			9:12	62	73	N-10	1	0



Excessive Counts			
Fecal Coliform			
CFU>1000	0		
Log Avg> 200	0		
Enterococci			
Log Avg> 35	0		
CFU	0		

Manorhaven - MB-3													
	Fecal Coliform		Enterococci		Comments	Rain	Time	Air	Water	Wind	Weather	Wave Ht	
Date	CFU/100ml.	Log AvgFC	CFU/100ml	Log AvgEnt									
06/03/19	33.00	0.00	18.00	0.00			9:00	61	61	N-00	1	0	
06/10/19	3.00	9.95	2.00	6.00			9:50	64	63	NE-6		0	
06/17/19	1.00	4.63	1.00	3.30			9:25	70	66.6	E-1	3	0	
06/24/19	0.10	1.77	1.00	2.45			8:55	61	65	0	1	0	
07/01/19	26.00	3.03	1.00	2.05			9:15	75	72.3	0	1	0	
07/08/19	15.00	2.59	8.00	1.74			9:50	68	69	0	3	0	
07/15/19	10.00	3.30	14.00	2.57			9:02	67	71	N-05	1	0	
07/22/19	12.00	5.42	41.00	5.40			9:52	76	70	N-01	2	0	
07/29/19	13.00	14.35	31.00	10.73			9:10	76	72	0	1	0	
08/05/19	13.00	12.49	10.00	17.01			8:59	69	72	N-5	1	0	
08/12/19	0.10	4.59	0.10	7.08			9:17	69	75	N-3	1	0	
08/19/19	3.00	3.60	2.00	4.80			9:08	77	76	0	1	0	
08/26/19	22.00	4.07	4.00	3.01			9:02	62	74	N-10	1	0	

Log Average vs. Statistically Valid Sample Points



Excessive Counts

Fecal Coliform

MPN>1000 0
 CFU>1000 0

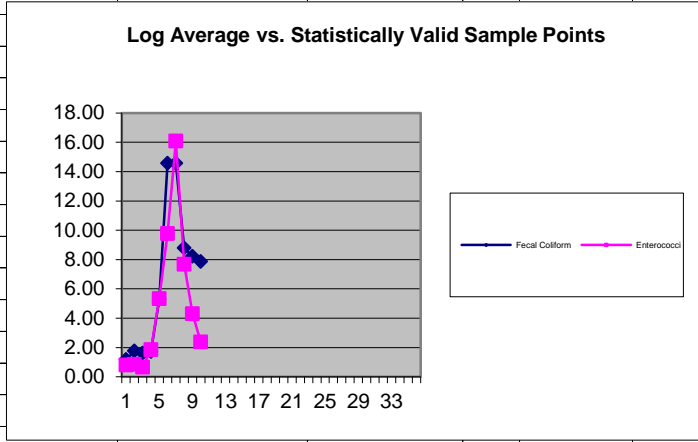
Enterococci

Log Avg> 35 0
 MPN>104 0

CFU

NUN 4 - MB-4

Date	Fecal Coliform		Enterococci		Comments	Rain	Time	Air	Water	Wind	Weather	Wave Ht
	CFU/100ml.	Log AvgFC	CFU/100m	Log AvgEnt								
06/03/19	38.00	0.00	14.00	0.00			9:15	61	61	N-00	1	0
06/10/19	5.00	13.78	0.10	1.18			9:45	64	63.1	NE-6		0
06/17/19	0.10	2.67	0.10	0.52			9:30	70	65.9	E-1	3	0
06/24/19	0.10	1.17	3.00	0.81			9:10	61	65	0	1	0
07/01/19	9.00	1.76	1.00	0.84			9:40	75	71	0	1	0
07/08/19	25.00	1.62	4.00	0.65			9:45	68	68	0	3	0
07/15/19	7.00	1.74	18.00	1.85			9:15	67	69	N-05	1	0
07/22/19	26.00	5.28	20.00	5.33			9:46	76	70	N-01	2	0
07/29/19	16.00	14.56	62.00	9.78			9:25	74	71	0	1	0
08/05/19	9.00	14.56	12.00	16.07			9:15	69	70	N-5	1	0
08/12/19	2.00	8.79	0.10	7.68			9:22	69	74	N-3	1	0
08/19/19	5.00	8.22	1.00	4.31			9:23	77	76	0	1	0
08/26/19	21.00	7.87	1.00	2.37			9:06	62	73	N-10	1	0



Excessive Counts		
Fecal Coliform		
CFU>1000	0	
Log Avg> 200	0	
Enterococci		
Log Avg> 35	0	
CFU	0	

Manorhaven Beach - MB-6																																																																								
Date	Fecal Coliform		Enterococci		Comments	Rain	Time	Air	Water	Wind	Weather	Wave Ht																																																												
	CFU/100ml.	Log AvgFC	CFU/100ml.	Log AvgEnt																																																																				
06/03/19	27.00	0.00	8.00	0.00			9:45	61	63	N-00	1	0																																																												
06/10/19	26.00	26.50	9.00	8.49			9:57	64	63	NE-6		0																																																												
06/17/19	9.00	18.49	2.00	5.24			9:18	70	67.2	E-1	3	0																																																												
06/24/19	0.10	5.01	3.00	4.56			9:40	61	67	0	1	0																																																												
07/01/19	15.00	6.24	1.00	3.37			9:20	75	72.5	0	1	0																																																												
07/08/19	53.00	7.14	15.00	3.82			9:55	68	69	0	3	0																																																												
07/15/19	14.00	6.31	7.00	3.63			9:05	67	71	N-05	1	0																																																												
07/22/19	35.00	8.28	34.00	6.40			9:56	76	72	N-01	2	0																																																												
08/05/19	63.00	35.76	14.00	14.95			9:05	69	70	N-5	1	0																																																												
08/12/19	4.00	18.75	0.10	4.27			9:10	69	75	N-3	1	0																																																												
08/19/19	14.00	18.75	3.00	3.46			9:16	77	76	0	1	0																																																												
08/26/19	24.00	17.06	16.00	2.86			8:56	62	74	N-10	1	0																																																												
<div style="display: flex; justify-content: space-between;"> <div style="width: 45%;"> <p>Log Average vs. Statistically Valid Sample Points</p> <table border="1"> <caption>Graph Data Points</caption> <thead> <tr> <th>Day</th> <th>Fecal Coliform (Log Avg)</th> <th>Enterococci (Log Avg)</th> </tr> </thead> <tbody> <tr><td>1</td><td>27.00</td><td>0.00</td></tr> <tr><td>2</td><td>18.49</td><td>5.01</td></tr> <tr><td>3</td><td>26.50</td><td>3.00</td></tr> <tr><td>4</td><td>9.00</td><td>8.49</td></tr> <tr><td>5</td><td>0.10</td><td>5.24</td></tr> <tr><td>6</td><td>15.00</td><td>4.56</td></tr> <tr><td>7</td><td>53.00</td><td>3.37</td></tr> <tr><td>8</td><td>35.76</td><td>14.95</td></tr> <tr><td>9</td><td>14.00</td><td>3.63</td></tr> <tr><td>10</td><td>35.00</td><td>6.40</td></tr> <tr><td>11</td><td>63.00</td><td>6.40</td></tr> <tr><td>12</td><td>4.00</td><td>4.27</td></tr> <tr><td>13</td><td>14.00</td><td>3.46</td></tr> <tr><td>14</td><td>24.00</td><td>2.86</td></tr> </tbody> </table> </div> <div style="width: 50%;"> <p>Excessive Counts</p> <table border="1"> <thead> <tr> <th>Parameter</th> <th>Count</th> </tr> </thead> <tbody> <tr> <td>Fecal Coliform</td> <td></td> </tr> <tr> <td>CFU>1000</td> <td>0</td> </tr> <tr> <td>Log Avg> 200</td> <td>0</td> </tr> <tr> <td>Enterococci</td> <td></td> </tr> <tr> <td>Log Avg> 35</td> <td>0</td> </tr> <tr> <td>CFU</td> <td>0</td> </tr> </tbody> </table> </div> </div>														Day	Fecal Coliform (Log Avg)	Enterococci (Log Avg)	1	27.00	0.00	2	18.49	5.01	3	26.50	3.00	4	9.00	8.49	5	0.10	5.24	6	15.00	4.56	7	53.00	3.37	8	35.76	14.95	9	14.00	3.63	10	35.00	6.40	11	63.00	6.40	12	4.00	4.27	13	14.00	3.46	14	24.00	2.86	Parameter	Count	Fecal Coliform		CFU>1000	0	Log Avg> 200	0	Enterococci		Log Avg> 35	0	CFU	0
Day	Fecal Coliform (Log Avg)	Enterococci (Log Avg)																																																																						
1	27.00	0.00																																																																						
2	18.49	5.01																																																																						
3	26.50	3.00																																																																						
4	9.00	8.49																																																																						
5	0.10	5.24																																																																						
6	15.00	4.56																																																																						
7	53.00	3.37																																																																						
8	35.76	14.95																																																																						
9	14.00	3.63																																																																						
10	35.00	6.40																																																																						
11	63.00	6.40																																																																						
12	4.00	4.27																																																																						
13	14.00	3.46																																																																						
14	24.00	2.86																																																																						
Parameter	Count																																																																							
Fecal Coliform																																																																								
CFU>1000	0																																																																							
Log Avg> 200	0																																																																							
Enterococci																																																																								
Log Avg> 35	0																																																																							
CFU	0																																																																							

