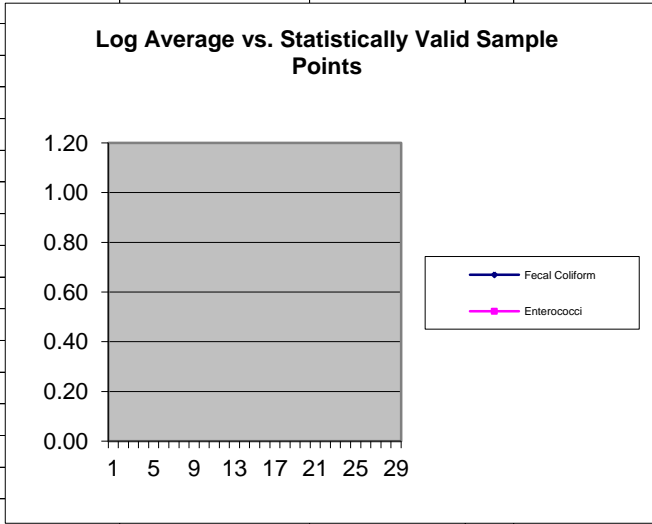


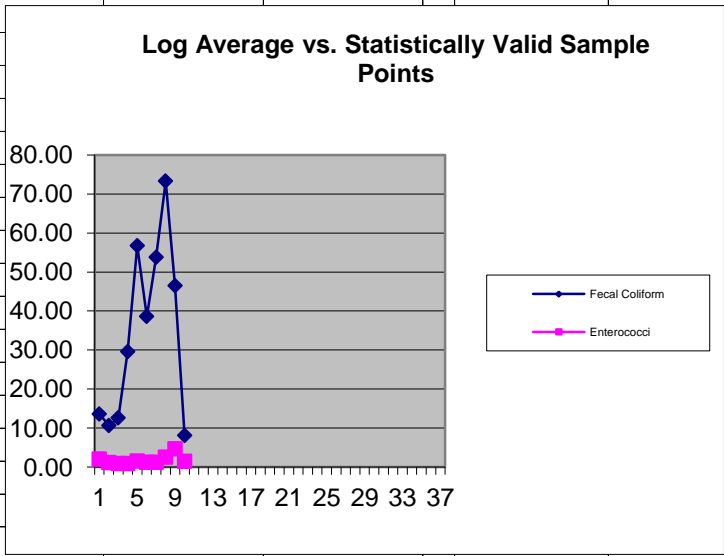
Leeds Pond - MB-1												
Date	Fecal Coliform		Enterococci		Comments	Rain	Time	Air	Water	Wind	Weather	Wave Ht
	CFU/100ml.	Log AvgFC	CFU/100ml.	Log AvgEnt								
06/04/18	110.00	0.00	49.00	0.00			9:00	54	63	N-10	4	0
06/11/18	11.00	34.79	0.10	2.21			9:00	60	70	0	3	0
06/18/18	71.00	44.12	10.00	3.66			9:30	73	65	s-5	1	0
06/25/18	6.00	26.79	1.00	2.65			9:10	67	72	N-5	1	0
07/02/18	120.00	36.16	3.00	2.71			9:15	75	72	N-0	1	0
07/09/18	21.00	25.97	0.10	0.79			9:15	71	72	E-5	1	0
07/16/18	870.00	62.24	29.00	2.44			9:30	74	72	0	1	0
07/23/18	840.00	102.02	210.00	4.49			9:22	76	73	S-15	3	0.1
07/30/18	12.00	117.19	2.00	5.16			8:55	73	75.8	0	1	0
08/06/18	650.00	164.29	7.00	6.11			9:00	76	77.9	0	1	0
08/13/18	40.00	186.89	17.00	17.07			9:21	73	74.8	N-10	4	0
08/20/18	39.00	100.44	6.00	12.46			7:50	66	74.9	N-5	2	0
08/27/18	290.00	81.19	2.00	4.91			8:55	76	75.6	0	1	0



**Excessive Counts**

Fecal Coliform	
CFU>1000	0
Log Avg> 200	0
Enterococci	
Log Avg> 35	0
CFU	0

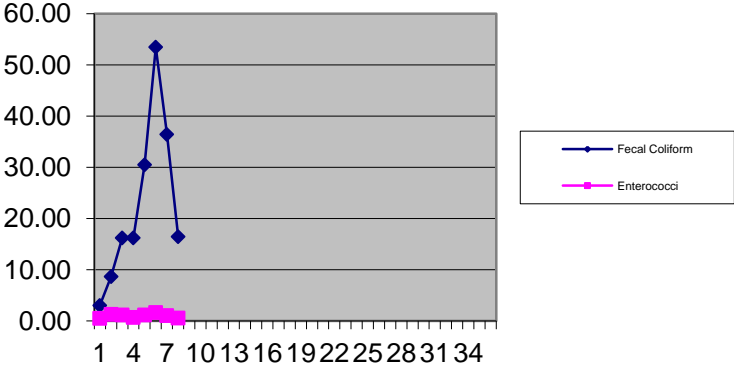
Kennelworth - MB-2												
Date	Fecal Coliform		Enterococci		Comments	Rain	Time	Air	Water	Wind	Weather	Wave Ht
	CFU/100ml.	Log AvgFC	CFU/100ml.	Log AvgEnt								
06/04/18	7.00	0.00	3.00	0.00			9:15	54	61	N-10	4	0
06/11/18	5.00	5.92	1.00	1.73			9:20	60	69	0	3	0
06/18/18	24.00	9.44	2.00	1.82			9:10	73	64	S-5	1	0
06/25/18	41.00	13.62	3.00	2.06			9:25	67	70	N-5	1	0
07/02/18	4.00	10.66	0.10	1.12			9:00	75	70	N-0	1	0
07/09/18	16.00	12.58	1.00	0.90			9:05	71	70.7	E-5	1	0
07/16/18	360.00	29.59	1.00	0.90			9:10	74	73	0	1	0
07/23/18	620.00	56.69	30.00	1.55			9:02	76	73	S-15	3	0.1
07/30/18	6.00	38.60	1.00	1.25			8:45	73	75.6	0	1	0
08/06/18	21.00	53.78	0.10	1.25			8:50	76	77.9	0	1	0
08/13/18	75.00	73.25	33.00	2.51			9:16	73	74.2	N-10	4	0
08/20/18	37.00	46.47	22.00	4.65			7:40	66	74.9	N-5	2	0
08/27/18	0.10	8.10	0.10	1.49			8:45	76	75.8	0	1	0



Excessive Counts		
Fecal Coliform		
CFU>1000	0	
Log Avg> 200	0	
Enterococci		
Log Avg> 35	0	
CFU	0	

Manorhaven - MB-3													
	Fecal Coliform		Enterococci		Comments	Rain	Time	Air	Water	Wind	Weather	Wave Ht	
Date	CFU/100ml.	Log AvgFC	CFU/100ml	Log AvgEnt									
06/04/18	28.00	0.00	26.00	0.00			9:45	54	63	N-10		4	0
06/11/18	1.00	5.29	0.10	1.61			8:15	60	70	0		3	0
06/18/18	16.00	7.65	4.00	2.18			8:20	73	65	S-5		1	0
06/25/18	2.00	5.47	1.00	1.80			8:15	67	71	N-5		1	0
07/02/18	2.00	4.47	0.10	1.01			8:20	75	71	N-0		1	0
07/09/18	4.00	3.03	1.00	0.53			8:30	71	70.8	E-5		1	0
07/16/18	190.00	8.66	10.00	1.32			8:40	74	73.1	0		1	0
07/23/18	370.00	16.23	2.00	1.15			8:46	76	73	S-15		3	0.1
07/30/18	2.00	16.23	0.10	0.72			8:25	73	75.7	0		1	0
08/06/18	47.00	30.51	1.00	1.15			8:20	76	78.2	0		1	0
08/13/18	66.00	53.45	6.00	1.64			9:00	73	74.1	N-10		4	0
08/20/18	28.00	36.44	1.00	1.04			7:15	66	74.9	N-5		2	0
08/27/18	7.00	16.48	0.10	0.57			8:30	76	76	0		1	0

**Log Average vs. Statistically Valid Sample Points**



**Excessive Counts**

Fecal Coliform

MPN>1000 0  
 CFU>1000 0

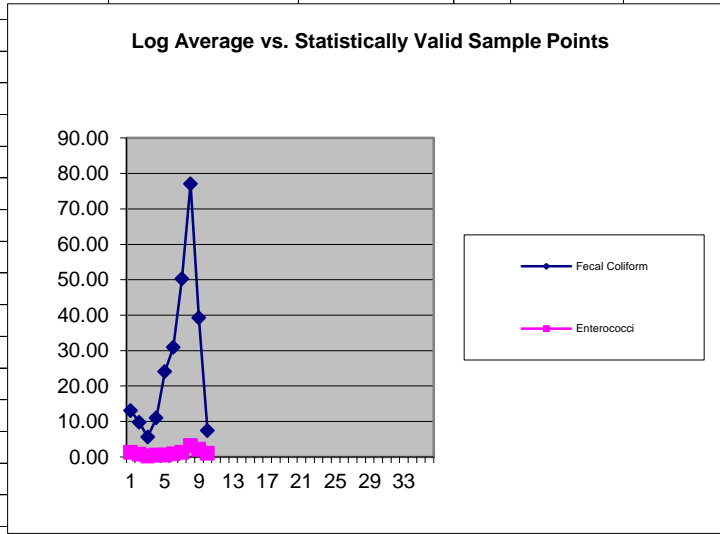
Enterococci

Log Avg> 35 0  
 MPN>104 0

CFU

**NUN 4 - MB-4**

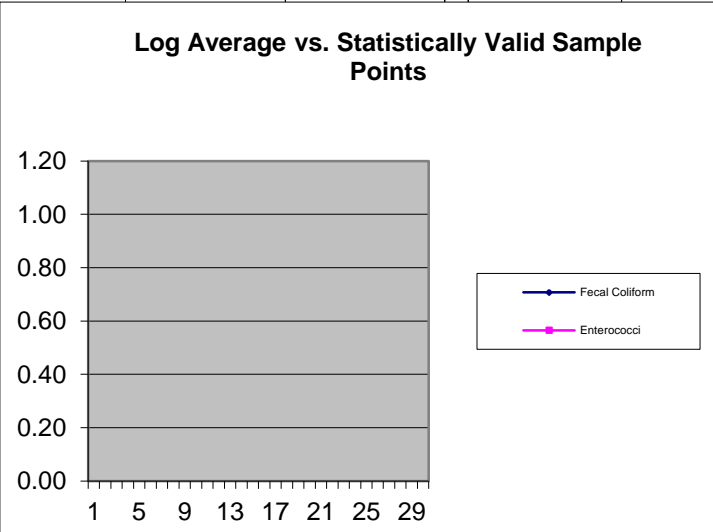
Date	Fecal Coliform		Enterococci		Comments	Rain	Time	Air	Water	Wind	Weather	Wave Ht
	CFU/100ml.	Log AvgFC	CFU/100m	Log AvgEnt								
06/04/18	130.00	0.00	54.00	0.00			10:00	54	61	N-10	4	0
06/11/18	14.00	42.66	0.10	2.32			8:30	60	69	0	3	0
06/18/18	8.00	24.42	5.00	3.00			8:35	73	64	S-5	1	0
06/25/18	2.00	13.06	0.10	1.28			8:03	67	70	N5	1	0
07/02/18	3.00	9.73	0.10	0.77			8:40	75	70	N-0	1	0
07/09/18	8.00	5.57	0.10	0.22			8:50	71	70.6	E-5	1	0
07/16/18	410.00	10.95	8.00	0.53			9:00	74	73.2	0	1	0
07/23/18	410.00	24.06	4.00	0.50			8:57	76	73	S-15	3	0.1
07/30/18	7.00	30.92	1.00	0.80			8:20	73	75.6	0	1	0
08/06/18	34.00	50.24	1.00	1.26			8:40	76	78.3	0	1	0
08/13/18	68.00	77.08	10.00	3.17			9:11	73	73.8	N-10	4	0
08/20/18	14.00	39.23	1.00	2.09			7:30	66	74.9	N-5	2	0
08/27/18	0.10	7.43	0.10	1.00			8:25	76	75.8	0	1	0



Excessive Counts		
Fecal Coliform		
CFU>1000	0	
Log Avg> 200	0	
Enterococci		
Log Avg> 35	0	
CFU	0	

Baxter Beach - MB-5													
Date	Fecal Coliform		Enterococci		Comments	Rain	Time	Air	Water	Wind	Weather	Wave Ht	
	CFU/100ml.	Log AvgFC	CFU/100ml.	Log AvgEnt									
06/04/18	72.00	0.00	150.00	0.00			10:15	54	63	N-10	4	0	
06/11/18	49.00	59.40	24.00	<b>60.00</b>			8:00	60	70	0	3	0	
06/18/18	244.00	95.13	4.00	24.33			8:00	73	65	S-5	1	0	
06/25/18	53.00	82.19	6.00	17.14			0:00	67	72	N-5	1	0	
07/02/18	270.00	104.26	10.00	15.39			8:10	75	71	N-0	1	0	
07/09/18	49.00	96.53	0.10	3.57			8:15	71	72	E-5	1	0	
07/16/18	601.00	159.37	71.00	4.43			8:30	74	72.8	0	1	0	
07/23/18	570.00	188.85	320.00	10.64			8:33	76	73	S-15	3	0.1	
07/30/18	11.00	137.89	4.00	9.81			8:10	73	75.9	0	1	0	
08/06/18	170.00	125.71	6.00	8.86			8:40	76	77.8	0	1	0	
08/13/18	52.00	127.21	13.00	23.45			8:50	73	74.1	N-10	4	0	
08/20/18	88.00	86.62	21.00	18.38			7:10	66	74.6	N-5	2	0	
08/28/18	118.00	63.22	1.00	5.80			8:10	76	76.1	0	1	0	

\*\*Sampling date is 8/27



Excessive Counts	
Fecal Coliform	
CFU>1000	0
Log Avg> 200	0
Enterococci	
Log Avg> 35	1
CFU	2



GREAT NECK - MB-7													
Date	Fecal Coliform		Enterococci		Comments	Rain	Time	Air	Water	Wind	Weather	Wave Ht	
	CFU/100ml.	Log AvgFC	CFU/100ml.	Log AvgEnt									
06/04/18	490.00	0.00	<b>2840.00</b>	0.00			11:00	54	61	N-10	4	0	
06/11/18	13.00	79.81	3.00	<b>92.30</b>			8:50	60	70	0	3	0	
06/18/18	65.00	74.53	4.00	32.42			9:45	73	65	S-5	1	0	
06/25/18	24.00	56.15	9.00	23.53			9:06	67	72	N-5	1	0	
07/02/18	42.00	52.98	11.00	20.21			9:30	75	72	N-0	1	0	
07/09/18	11.00	24.79	1.00	4.12			9:30	71	71.4	E-5	1	0	
07/16/18	93.00	36.75	48.00	7.17			9:45	74	72.5	0	1	0	
07/23/18	740.00	59.77	37.00	11.19			9:09	76	73	S-15	3	0.1	
07/30/18	17.00	55.79	1.00	7.21			9:10	73	75.8	0	1	0	
08/06/18	<b>1160.00</b>	108.34	41.00	9.39			9:10	76	77.3	0	1	0	
08/13/18	49.00	146.07	28.00	18.28			9:27	73	75.3	N-10	4	0	
08/20/18	29.00	115.70	6.00	12.06			8:00	66	75	N-5	2	0	
08/27/18	27.00	59.67	0.10	3.70			9:10	76	75.7	0	1	0	

**Excessive Counts**

Fecal Coliform	
CFU>1000	1
Log Avg> 200	0
Enterococci	
Log Avg> 35	1
CFU	1

**Log Average vs. Statistically Valid Sample Points**

