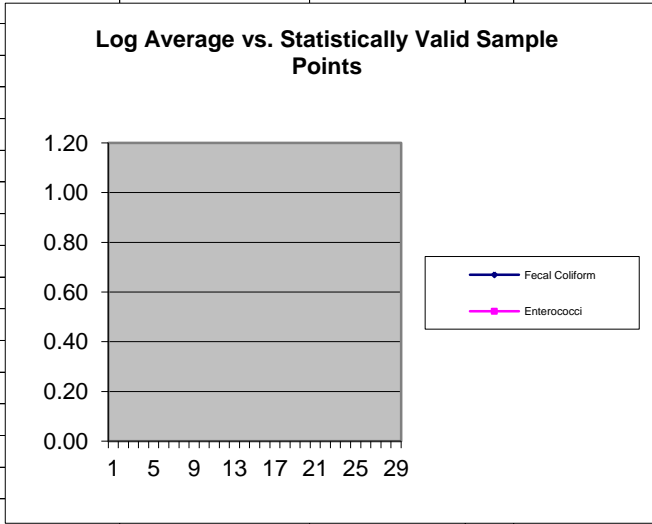


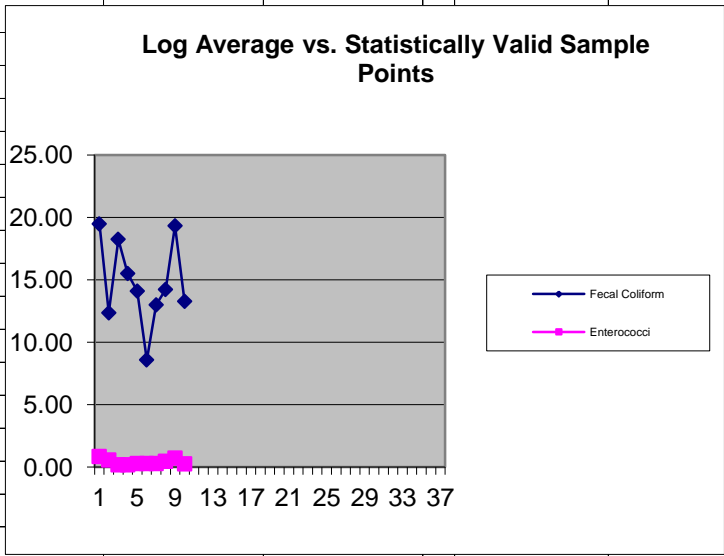
Leeds Pond - MB-1												
Date	Fecal Coliform		Enterococci		Comments	Rain	Time	Air	Water	Wind	Weather	Wave Ht
	CFU/100ml.	Log AvgFC	CFU/100ml.	Log AvgEnt								
06/05/17	0.10	0.00	4.00	0.00			11:00	68	64	N-10	3	0
06/12/17	20.00	1.41	2.00	2.83			8:30	78	64	S-10	1	0
06/19/17	49.00	4.61	4.00	3.17			8:40	75	68	S-8	1	0
06/26/17	145.00	10.92	4.00	3.36			9:00	78	70	0	1	0
07/03/17	155.00	18.56	0.10	1.67			10:10	80	73	N-0	1	0
07/10/17	12.00	48.35	0.10	0.80			9:23	73	70	0	1	0
07/17/17	53.00	58.76	5.00	0.96			9:16	76	73	N-3	1	0
07/24/17	30.00	53.27	14.00	1.23			10:00	64	23	N-15	4	1.5
07/31/17	65.00	45.37	0.10	0.59			9:45	23	24.2	N-5	1	0
08/07/17	52.00	36.47	16.00	1.62			8:33	21	23.23	0	4	0
08/14/17	57.00	49.80	3.00	3.20			9:40	26	23	N-6	2	0
08/21/17	13.00	37.60	1.00	2.32			9:58	21	24	N-6	1	0
08/28/17	8.00	28.86	2.00	1.57			10:43	18		NE-6	1	0



**Excessive Counts**

Fecal Coliform	
CFU>1000	0
Log Avg> 200	0
Enterococci	
Log Avg> 35	0
CFU	0

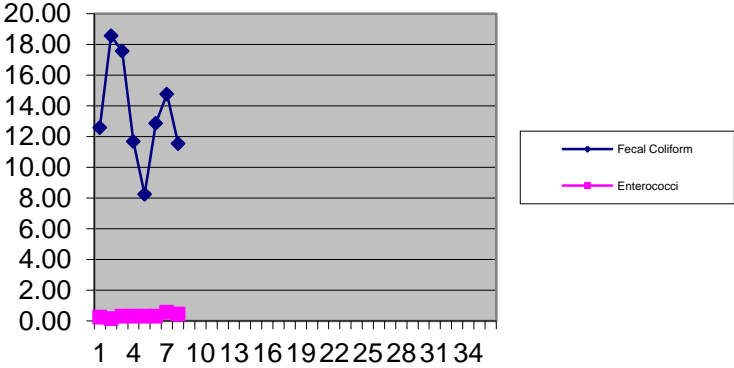
Kennelworth - MB-2												
Date	Fecal Coliform		Enterococci		Comments	Rain	Time	Air	Water	Wind	Weather	Wave Ht
	CFU/100ml.	Log AvgFC	CFU/100ml.	Log AvgEnt								
06/05/17	1.00	0.00	26.00	0.00			11:10	68	64	N-10	3	0
06/12/17	18.00	4.24	0.10	1.61			8:40	78	64	S-10	1	0
06/19/17	74.00	11.00	2.00	1.73			9:00	75	68	S-8	1	0
06/26/17	108.00	19.48	0.10	0.85			9:10	78	70	0	1	0
07/03/17	2.00	12.35	0.10	0.55			8:55	80	73	N-0	1	0
07/10/17	7.00	18.23	0.10	0.18			9:46	73	68	0	1	0
07/17/17	8.00	15.50	0.10	0.18			9:37	76	72	N-3	1	0
07/24/17	46.00	14.10	18.00	0.28			9:40	64	22	N-15	4	1.5
07/31/17	9.00	8.58	0.10	0.28			10:18	23	22.2	N-5	1	0
08/07/17	16.00	13.00	0.10	0.28			9:05	21	22.74	0	4	0
08/14/17	11.00	14.23	1.00	0.45			10:15	26	23	N-6	2	0
08/21/17	37.00	19.33	1.00	0.71			9:40	21	23	N-6	1	0
08/28/17	7.00	13.26	0.10	0.25			10:12	18	22.98	NE-6	1	0



Excessive Counts			
Fecal Coliform			
CFU>1000	0		
Log Avg> 200	0		
Enterococci			
Log Avg> 35	0		
CFU	0		

Manorhaven - MB-3													
	Fecal Coliform		Enterococci		Comments	Rain	Time	Air	Water	Wind	Weather	Wave Ht	
Date	CFU/100ml.	Log AvgFC	CFU/100ml	Log AvgEnt									
06/05/17	2.00	0.00	21.00	0.00			11:20	68	64	N-10		3	0
06/12/17	1.00	1.41	1.00	4.58			8:50	78	64	S-10		1	0
06/19/17	54.00	4.76	0.10	1.28			9:15	75	68	S-8		1	0
06/26/17	23.00	7.06	0.10	0.68			9:20	78	70	0		1	0
07/03/17	23.00	8.94	0.10	0.46			9:33	80	74	N-0		1	0
07/10/17	11.00	12.57	1.00	0.25			9:55	73	70	0		1	0
07/17/17	7.00	18.56	0.10	0.16			9:49	76	74	N-3		1	0
07/24/17	41.00	17.56	3.00	0.31			9:23	64	22	N-15		4	1.5
07/31/17	3.00	11.68	0.10	0.31			10:31	23	22.7	N-5		1	0
08/07/17	4.00	8.24	0.10	0.31			9:16	21	22.66	0		4	0
08/14/17	102.00	12.86	1.00	0.31			10:30	26	23	N-6		2	0
08/21/17	14.00	14.77	2.00	0.57			9:25	21	24	N-6		1	0
08/28/17	12.00	11.55	1.00	0.46			9:58	18	22.88	NE-6		1	0

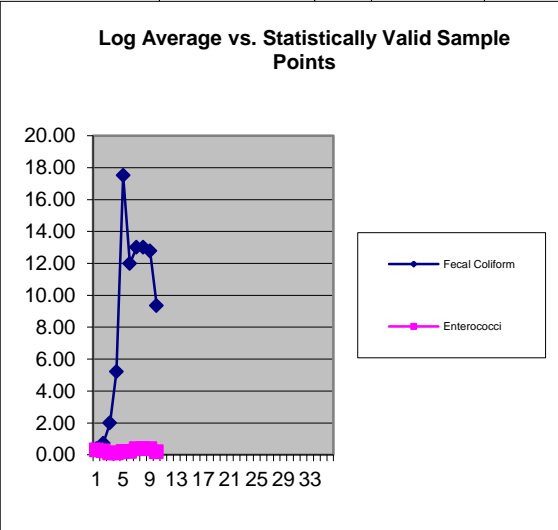
**Log Average vs. Statistically Valid Sample Points**



**Excessive Counts**

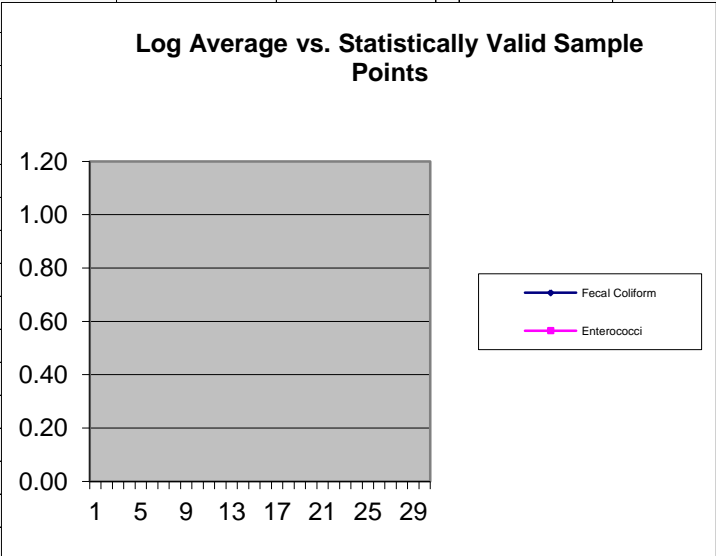
Fecal Coliform		
MPN>1000	0	
CFU>1000	0	
Enterococci		
Log Avg> 35	0	
MPN>104	0	
CFU		

NUN 4 - MB-4													
	Fecal Coliform		Enterococci		Comments	Rain	Time	Air	Water	Wind	Weather	Wave Ht	
Date	CFU/100ml.	Log AvgFC	CFU/100m	Log AvgEnt									
06/05/17	0.10	0.00	8.00	0.00			11:30	68	64	N-10	3	0	
06/12/17	0.10	0.10	0.10	0.89			9:00	78	64	S-10	1	0	
06/19/17	0.10	0.10	0.10	0.43			9:10	75	68	S-8	1	0	
06/26/17	20.00	0.38	0.10	0.30			9:30	78	70	0	1	0	
07/03/17	10.00	0.72	0.10	0.24			9:50	80	74.8	N-0	1	0	
07/10/17	16.00	2.00	0.10	0.10			9:50	73	69	0	1	0	
07/17/17	12.00	5.21	0.10	0.10			9:44	76	73	N-3	1	0	
07/24/17	43.00	17.52	4.00	0.21			9:35	64	22	N-15	4	1.5	
07/31/17	3.00	11.99	0.10	0.21			10:24	23	22.9	N-5	1	0	
08/07/17	15.00	13.00	2.00	0.38			9:12	21	22.66	0	4	0	
08/14/17	16.00	13.00	0.10	0.38			10:22	26	23	N-6	2	0	
08/21/17	11.00	12.78	0.10	0.38			9:30	21	24	N-6	1	0	
08/28/17	9.00	9.35	0.10	0.18			10:04	18	23.08	NE-6	1	0	



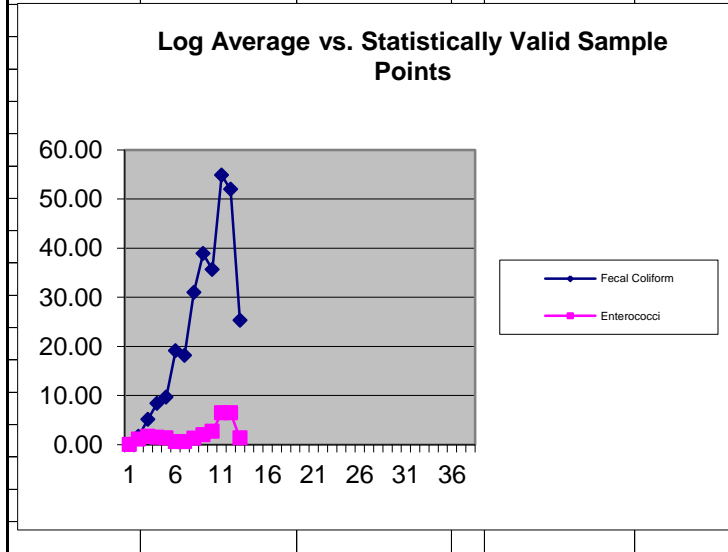
Excessive Counts		
Fecal Coliform		
CFU>1000	0	
Log Avg> 200	0	
Enterococci		
Log Avg> 35	0	
CFU	0	

Baxter Beach - MB-5													
Date	Fecal Coliform		Enterococci		Comments	Rain	Time	Air	Water	Wind	Weather	Wave Ht	
	CFU/100ml.	Log AvgFC	CFU/100ml.	Log AvgEnt									
06/05/17	0.10	0.00	27.00	0.00			11:40	68	64	N-10	3	0	
06/12/17	0.10	0.10	0.10	1.64			9:10	78	64	S-10	1	0	
06/19/17	94.00	0.98	8.00	2.78			8:30	75	68	S-8	1	0	
06/26/17	49.00	2.61	2.00	2.56			9:40	78	70	0	1	0	
07/03/17	48.00	4.67	0.10	1.34			9:30	80	74.5	N-0	1	0	
07/10/17	52.00	16.30	0.10	0.44			9:00	73	71	0	1	0	
07/17/17	46.00	55.55	0.10	0.44			8:59	76	74	N-3	1	0	
07/24/17	290.00	69.59	109.00	0.74			9:13	64	23	N-15	4	1.5	
07/31/17	9.00	49.58	0.10	0.41			9:20	23	22.65	N-5	1	0	
08/07/17	136.00	61.06	48.00	1.39			8:19	21	23.19	0	4	0	
08/14/17	24.00	52.32	5.00	3.04			9:19	26	23	N-6	2	0	
08/21/17	44.00	51.85	7.00	7.12			9:00	21	24	N-6	1	0	
08/28/17	10.00	26.44	2.00	3.20			9:37	18	23.21	NE-6	1	0	



Excessive Counts	
Fecal Coliform	
CFU>1000	0
Log Avg> 200	0
Enterococci	
Log Avg> 35	0
CFU	1

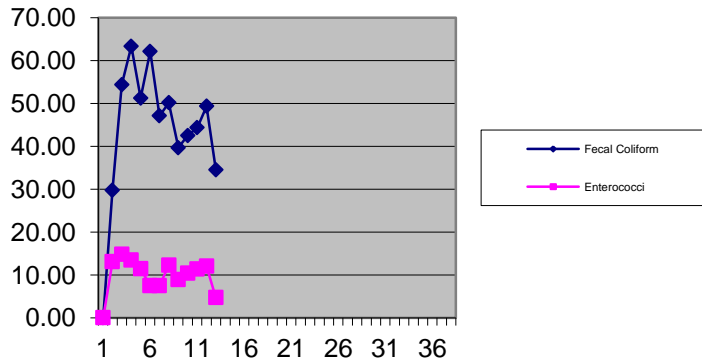
Manorhaven Beach - MB-6														
Date	Fecal Coliform		Enterococci		Comments	Rain	Time	Air	Water	Wind	Weather	Wave Ht		
	CFU/100ml.	Log AvgFC	CFU/100ml.	Log AvgEnt										
06/05/17	0.10	0.00	11.00	0.00			11:50	68	64	N-10	3	0		
06/12/17	27.00	1.64	0.10	1.05			9:20	78	64	S-10	1	0		
06/19/17	48.00	5.06	4.00	1.64			9:20	75	68	S-8	1	0		
06/26/17	38.00	8.38	1.00	1.45			9:50	78	70	0	1	0		
07/03/17	17.00	9.65	1.00	1.34			9:39	80	74	N-0	1	0		
07/10/17	3.00	19.05	0.10	0.53			10:00	73	71	0	1	0		
07/17/17	21.00	18.12	0.10	0.53			9:55	76	74	N-3	1	0		
07/24/17	700.00	30.97	310.00	1.25			9:50	64	23	N-15	4	1.5		
07/31/17	118.00	38.85	9.00	1.95			10:40	23	29.2	N-5	1	0		
08/07/17	11.00	35.61	5.00	2.68			9:21	21	22.61	0	4	0		
08/14/17	26.00	54.84	8.00	6.45			10:38	26	23	N-6	2	0		
08/21/17	16.00	51.94	0.10	6.45			9:15	21	24	N-6	1	0		
08/28/17	19.00	25.25	0.10	1.29			9:53	18	22.48	NE-6	1	0		



Excessive Counts			
Fecal Coliform			
CFU>1000	0		
Log Avg> 200	0		
Enterococci			
Log Avg> 35	0		
CFU	1		

GREAT NECK - MB-7												
Date	Fecal Coliform		Enterococci		Comments	Rain	Time	Air	Water	Wind	Weather	Wave Ht
	CFU/100ml.	Log AvgFC	CFU/100ml.	Log AvgEnt								
06/05/17	13.00	0.00	57.00	0.00			12:00	68	64	N-10	3	0
06/12/17	68.00	29.73	3.00	13.08			9:30	78	64	S-10	1	0
06/19/17	182.00	54.39	19.00	14.81			8:50	75	68	S-8	1	0
06/26/17	100.00	63.33	10.00	13.43			10:00	78	70	0	1	0
07/03/17	22.00	51.26	6.00	11.43			10:03	80	72.7	N-0	1	0
07/10/17	34.00	62.13	7.00	7.51			9:36	73	69	0	1	0
07/17/17	17.00	47.09	3.00	7.51			9:29	76	74	N-3	1	0
07/24/17	250.00	50.17	220.00	12.26			9:50	64	22	N-15	4	1.5
07/31/17	31.00	39.69	2.00	8.89			10:03	23	28.15	N-5	1	0
08/07/17	31.00	42.51	13.00	10.37			8:47	21	23.43	0	4	0
08/14/17	42.00	44.35	11.00	11.35			9:54	26	24	N-6	2	0
08/21/17	29.00	49.35	4.00	12.03			9:48	21	24	N-6	1	0
08/28/17	42.00	34.54	2.00	4.70			10:31	8	23.93	NE-6	1	0

Log Average vs. Statistically Valid Sample Points



Excessive Counts

Fecal Coliform

CFU>1000 0

Log Avg> 200 0

Enterococci

Log Avg> 35 0

CFU 1